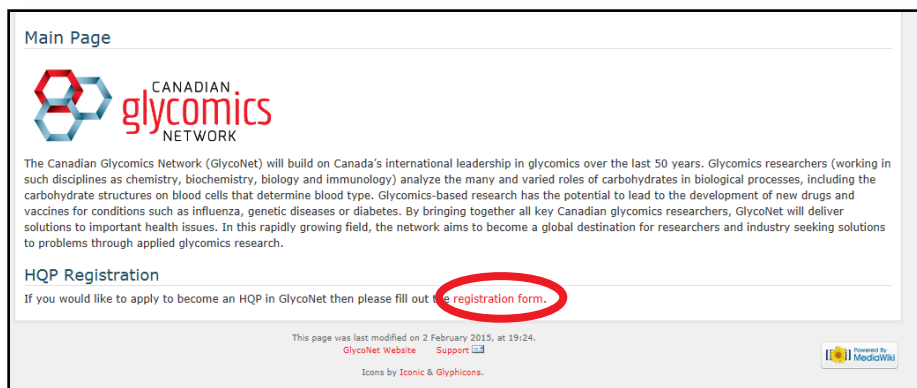


## Registering for the Forum as a new user

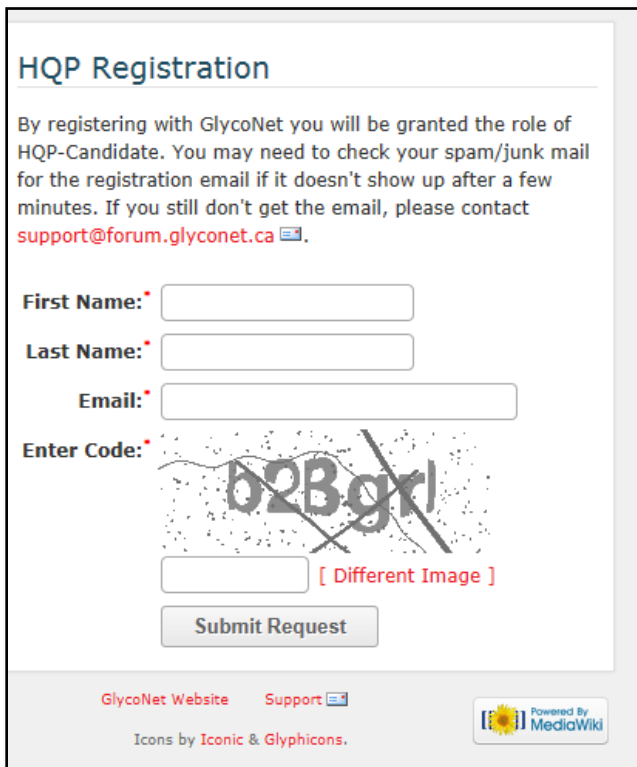
1. Go to [forum.glyconet.ca](http://forum.glyconet.ca), and click on “registration form.”



### What is the GlycoNet Forum?

The Forum is a tool the Network uses to collect the information needed for annual reporting to the NCE Secretariat, and for this reason it is very important for GlycoNet-affiliated researchers to register in the Forum and keep their information up-to-date.

The Forum can also be used to facilitate communication between GlycoNet researchers.




**HQP Registration**

By registering with GlycoNet you will be granted the role of HQP-Candidate. You may need to check your spam/junk mail for the registration email if it doesn't show up after a few minutes. If you still don't get the email, please contact [support@forum.glyconet.ca](mailto:support@forum.glyconet.ca).

**First Name:**

**Last Name:**

**Email:**

**Enter Code:**   
 [ Different Image ]

GlycoNet Website Support

Icons by Iconic & Glyphicons. Powered By MediaWiki

2. Enter your first name, last name, email, and the code you see in the image.
3. Click “Submit Request.” An automatically generated e-mail will be sent to you.

You are receiving this email because you have been added as a member on the GlycoNet Forum. The Forum is an internal portal where all members of GlycoNet can interact and where we gather information about GlycoNet members and projects. It serves as a very important reporting tool for the GlycoNet administrative centre.

It can also be a valuable tool for you to use to track your own career. Please sign in to the Forum for the first time following these steps:

1. Go to the [Main Page](#)
2. Your login name is [REDACTED] and password is [REDACTED]
3. Click the button labelled "Log in"
4. Once you login with this temporary password, you will have to change it to a more memorable password for the long term.

Once you've logged in for the first time, please feel free to update your profile and add your publications. If you are an HQP / Trainee you can also encourage your supervisor to add you as an HQP to their profile. Please keep your profile up-to-date throughout your time with GlycoNet, and when you move on, update your academic status in the Forum (ie. graduated, etc.) so that we can keep up-to-date. Your membership in the Forum also means that we will be emailing you from time to time about important GlycoNet initiatives.

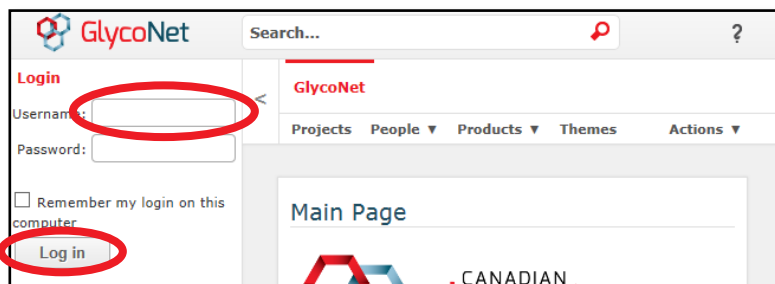
4. Follow the instructions that are contained in the e-mail. Your username is "First.Last" and is case sensitive.
5. If you do not receive this e-mail, check your spam folder.
6. Your initial role will be "HQP-Candidate." Your supervisor can request that you be added to GlycoNet-funded projects.

## Request a new password

If you have forgotten your password, or were added to the Forum by someone else and do not have a password, you can request a new one.

1. Go to the Main Page. Your username is in the form "First.Last."

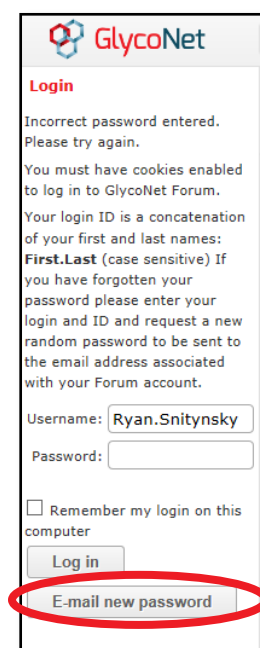
2. Leave the password empty and click "Log in."



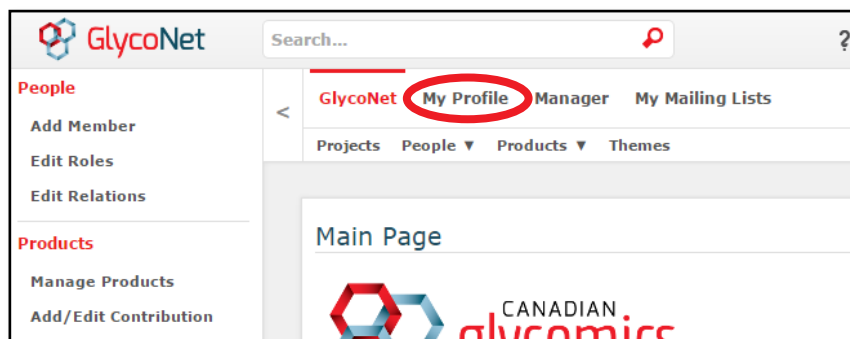
3. Click the "E-mail new password" button.

4. The system will send a temporary password to the email address that is associated with your Forum profile. If you do not see this message in your mailbox, check your spam folder and any other email accounts that you use.

5. Once you login with this temporary password, you will be required to change it.

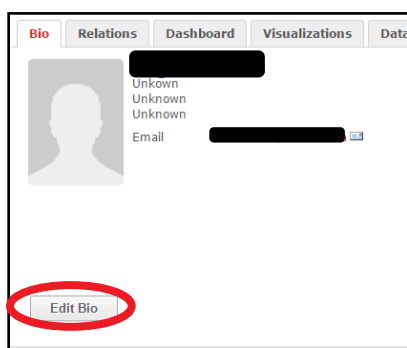


## Setting up a profile

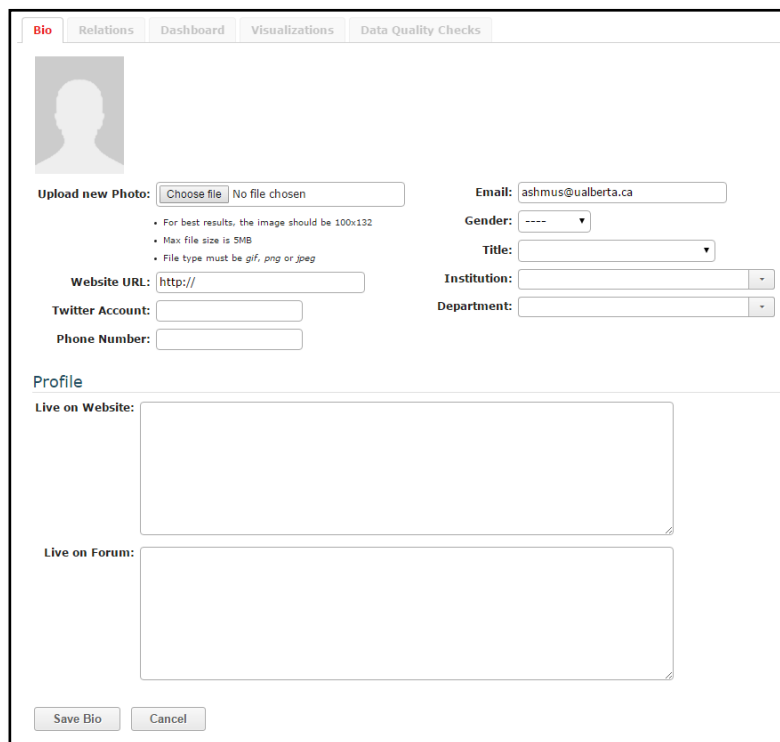


You should now have access to the Forum. The next thing to do is set up a profile:

1. Log into the Forum and click on the “My Profile” link at the top of the page.



2. Click on the “Edit Bio” button.

A screenshot of the 'Edit Bio' form. The form is titled 'Bio' and has tabs for 'Relations', 'Dashboard', 'Visualizations', and 'Data Quality Checks'. It includes a profile picture placeholder and an 'Upload new Photo' section with a 'Choose file' button and instructions: 'For best results, the image should be 100x132', 'Max file size is 5MB', and 'File type must be gif, png or jpeg'. There are input fields for 'Email' (ashmus@ualberta.ca), 'Gender' (dropdown), 'Title' (dropdown), 'Institution' (dropdown), and 'Department' (dropdown). There are also input fields for 'Website URL' (http://), 'Twitter Account', and 'Phone Number'. Below these are two large text areas for 'Live on Website' and 'Live on Forum'. At the bottom, there are 'Save Bio' and 'Cancel' buttons.

3. Complete your profile page with information that you are comfortable sharing. HQP information can be seen by anyone with Forum access, but not by the general public. Gender and citizenship information is required for reporting to the NCE Secretariat.

If you have any other questions about the Forum, please contact Ryan Snitynsky (snitynsk@ualberta.ca) or David Turner (dwt@ualberta.ca).